

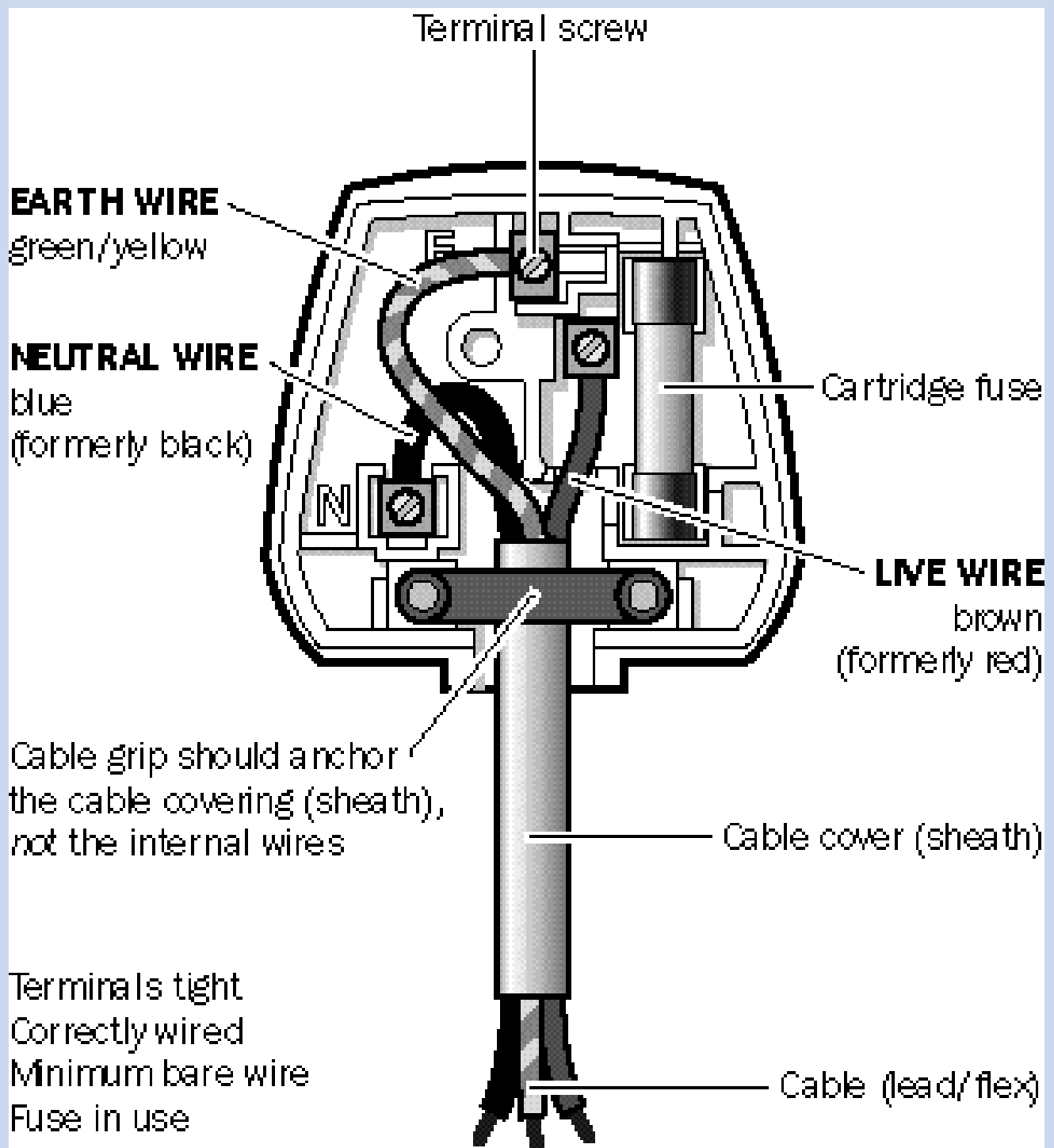


*Maintaining  
portable electrical equipment in  
hotels  
and tourist accommodation*



**NEW EDITION**



*This leaflet sets out precautions which you can take to prevent danger from the use of portable electrical equipment in hotels and tourist accommodation. There are many different working environments in hotels. Some are low risk, such as offices and bedrooms, some higher risk, such as kitchens and laundries. The precautions for preventing danger need to be matched to these risks but should not be elaborate or expensive.*

*'I have quite a lot of electrical equipment in my hotel. What do I have to do to maintain it?'*

For the most part, visually inspect it. By concentrating on a simple inexpensive system of looking for visible signs of damage or faults, and putting them right, you will prevent most electrical accidents from occurring.

*'What is portable electrical equipment?'*

Generally, equipment that has a lead (cable) and plug and which is normally moved around or can easily be moved from place to place, eg floor cleaners, kettles, heaters, fans, televisions, table lights. Equipment in hotel bedrooms, such as hairdryers or kettles, with a permanently wired lead, also comes into this category, as does equipment that could be moved, eg photocopiers, fax machines, and desktop computers. There may also be kitchen equipment such as mixers or food processors, laundry equipment such as irons, and maintenance equipment such as drills.

*'I've been told I have to test the electrical equipment brought in by guests. True or false?'*

**False!** The law is restricted to matters within your control. In fact, an elaborate or rigorous regime of frequent electrical

testing is not required for your own equipment. The duty is to maintain it so as to prevent danger.

*'Are there risks from portable electrical equipment used in bedrooms, offices etc?'*

Yes, but they are low compared with most other workplaces. However, if you have never had an inspection system or if maintenance has been neglected, there is a greater chance that some of the equipment has become dangerous and you will need to take some action.

*'What can go wrong?'*

The leads and plugs, or sometimes the equipment itself, can become damaged. This may result in an electric shock. Electric shocks can kill. Damaged equipment can also cause fires.

*'How can I tell if it is damaged?'*

By looking! This is the most important maintenance precaution. Around 95% of faults or damage can be found by visual inspection.

First, identify your equipment and where and how it is used. The things you are looking for on the equipment, the cable and plug, after disconnecting it, are signs of:

- ◆ damage, eg cuts, abrasion (apart from light scuffing) to the cable covering;
- ◆ damage to the plug, eg the casing is cracked or the pins are bent;
- ◆ non-standard joints including taped joints in the cable;
- ◆ the outer covering (sheath) of the cable not being gripped where it enters the plug or the equipment. Look to see if the coloured insulation of the internal wires is showing;

- ◆ equipment that has been used in conditions where it is not suitable, eg a wet or dusty workplace;
- ◆ damage to the outer cover of the equipment or obvious loose parts or screws;
- ◆ overheating (burn marks or staining).

In addition, formal inspection could include removal of the **plug** cover and checking that

- ◆ a fuse is being used (ie it is a proper fuse **not** a piece of wire, a nail etc);
- ◆ the cord grip is holding the **outer** part (sheath) of the cable tightly;
- ◆ the wires, including the earth where fitted, are attached to the correct terminals (see diagram on inside of front cover);
- ◆ no bare wire is visible other than at the terminals;
- ◆ the terminal screws are tight;
- ◆ there is no sign of internal damage, overheating or entry of liquid, dust or dirt.

This does **not** apply to moulded plugs where only the fuse can be checked.

Most of these checks also apply to extension leads and their plugs and sockets.

*'It seems so easy, but I have been told that I have to have an electrician do this.'*

That is **not** necessary for the sort of portable equipment normally used in hotels. Any sensible (competent) member of staff can do it if they have been given enough knowledge and training.

*'What is enough knowledge and training?'*

They need to know what to look at, what to look for and what

to do, but more importantly they should be able to avoid danger to themselves or others. So, they should have basic electrical knowledge together with common sense, eg switch off and unplug the equipment first! Simple training can cover all of this.

### *'How often should we look?'*

That depends on the type of equipment and how it is used. For example, the lead to a kettle will probably be handled and moved several times each day, while the cable to a computer may only be moved when the office furniture is rearranged. The table on page 7 suggests intervals that can be used to start with until you have enough experience to decide this for yourself.

### *'What can users do?'*

You should encourage them to look critically at the electrical equipment which they use, and look for damage to the outside of the equipment and its lead and plug before they use it, but they should **not** take the plug apart.

### *'What happens if they find something wrong?'*

They should tell somebody (a supervisor or manager) and the equipment should be labelled as faulty and taken out of use to be repaired or replaced. (The plug could be taken off to stop it being used.)

### *'What about testing, I had thought that was essential?'*

Not for all equipment. However, some faults cannot be seen just by looking, particularly lack of continuous earths. For some equipment the earth is essential to safety. Therefore all earthed equipment, and most leads and plugs connected to equipment, should also have an occasional combined

inspection and test to look for these and other faults. Suggested intervals are shown on page 7.


Combined inspection and testing should be carried out:

- ◆ where there is reason to suspect the equipment may be faulty, damaged or contaminated but this cannot be confirmed by visual inspection; and
- ◆ after any repair, modification or similar work to the equipment, when its integrity needs to be established.

### *'Can I group different types of equipment together for inspection or testing?'*

Yes. If you find it easier to carry out the inspection or testing of all the equipment at the same time you are free to do so, but you should use the shortest table interval in the group, not the longest.

### *'How do I know if equipment is earthed or not?'*

Equipment which is not earthed is usually called 'double insulated' or 'Class II' and is marked with the 'double square' symbol . The cable has two wires. Equipment not marked with this symbol is usually earthed and is called 'Class I'. The cable has three wires.

### *'What about testing other equipment?'*

Some equipment does not need testing, eg battery-operated or extra low voltage. Other equipment itself should not need testing but occasionally its lead (cable) and plug will. Intervals of up to 5 years are suggested but your experience will determine what is best.

Some types of business equipment, eg computers, visual display units, printers, can be damaged by inappropriate tests, although detachable power leads can be safely tested when

disconnected. Guidance on testing business equipment is listed at the end of this leaflet.

*'Does the combined inspection and test have to be carried out by an electrician?'*

Not necessarily. A member of staff can do this but they must have had suitable training. Greater knowledge and experience is needed than for inspection alone, and they need to have the right equipment to do the tests. They should know how to use the equipment correctly and how to interpret the results.

*'Do I have to keep records?'*

The law does not require this. But you may find it useful if you have a lot of electrical equipment, and to help you review your maintenance procedures. Experience of faults found will show whether inspection intervals can be lengthened and whether and how often there should be a combined inspection and test.

*'What else do I need to do?'*

Occasionally review your monitoring system once you have experience to work on. Check what is being found and that action is being taken and decide whether inspection frequencies are correct.

*'What about equipment that employees have brought to work themselves?'*

Ideally you should not let them bring it to work. This is sometimes difficult to prevent and you may need to include it in the visual inspection.

*'What does the law say?'*

Regulation 4(2) of the Electricity at Work Regulations 1989 says 'As may be necessary to prevent danger, all systems



*Hotel environments only*  
*Suggested initial\* intervals*

<b>Equipment/environment</b>	<b>User checks</b>	<b>Formal visual inspection</b>	<b>Combined inspection and testing</b>
Battery-operated: (less than 20 volts)	No	No	No
Extra low voltage: (less than 50 volts AC) eg telephone equipment, low voltage desk lights	No	No	No
Information technology: eg desktop computers, VDU screens	No	Yes, 2 - 4 years	No if double insulated - otherwise up to 5 years
Photocopiers, fax machines: NOT hand-held. Rarely moved	No	Yes, 2 - 4 years	No if double insulated - otherwise up to 5 years
Double insulated equipment: NOT hand-held. Moved occasionally, eg fans, table lamps, slide projectors	No	Yes, 2 - 4 years	No
Double insulated equipment: HAND-HELD eg some floor cleaners, some kitchen equipment and irons	Yes	Yes, 6 months - 1 year	No
Earthed equipment (Class 1): eg electric kettles, some floor cleaners	Yes	Yes, 6 months - 1 year	Yes, 1 - 2 years
Cables (leads) and plugs connected to the above. Extension leads (mains voltage)	Yes	Yes, 6 months - 4 years depending on the type of equipment it is connected to	Yes, 1 - 5 years depending on the type of equipment it is connected to

\* *NB: Experience of operating the maintenance system over a period of time, together with information on faults found, should be used to review the frequency of inspection. It should also be used to review whether and how often equipment and associated leads and plugs should receive a combined inspection and test.*

shall be maintained so as to prevent, so far as is reasonably practicable, such danger’.

### *‘What does this mean?’*

The cost of any improvement is measured against the risk. The greater the risk the more effort (in time, trouble and expense) is needed to prevent or reduce it.

### *‘Will I be visited by inspectors?’*

Inspectors may decide to carry out a health and safety inspection and they have powers to enter at any reasonable time. They may ask you how you deal with electrical dangers. Following the advice in this leaflet will help you show that you have an effective system for maintaining portable equipment.

### *‘How can I keep up to date?’*

You can get information from the Environmental Health Department of your local council, or from the Health and Safety Executive (HSE).

### *‘What other guidance is there?’*

Some additional publications from HSE and other organisations giving guidance on maintaining electrical equipment are listed below. The tables of frequencies for inspection and testing given in them are recommendations, not legal requirements.

*Maintaining portable and transportable electrical equipment*  
HSG107 (Second edition) HSE Books 2004  
ISBN 0 7176 2805 1

*Maintaining portable electrical equipment in offices and other low-risk environments* INDG236 HSE Books. This leaflet is available in priced packs of 10 from HSE Books ISBN 0 7176 1272 4. Single copies are available free.

*Code of Practice for In-service Inspection and Testing of  
Electrical Equipment* The Institution of Electrical Engineers  
2001 ISBN 0 85296 776 4

The future availability and accuracy of the references listed in  
this publication cannot be guaranteed.

*'What if I have a complaint?'*

HSE and Local Authorities have a formal complaints procedure.  
You should bring the matter to the attention of a senior officer  
so that it can be investigated and, where possible, redress or  
an explanation provided.

HSE priced and free publications are available by mail order from HSE Books, PO Box 1999, Sudbury, Suffolk CO10 2WA  
Tel: 01787 881165 Fax: 01787 313995 Website:  
[www.hsebooks.co.uk](http://www.hsebooks.co.uk) (HSE priced publications are also available from bookshops and free leaflets can be downloaded from HSE's website: [www.hse.gov.uk](http://www.hse.gov.uk).)

For information about health and safety ring HSE's Infoline  
Tel: 08701 545500 Fax: 02920 859260 e-mail:  
[hseinformationservices@natbrit.com](mailto:hseinformationservices@natbrit.com) or write to HSE  
Information Services, Caerphilly Business Park, Caerphilly  
CF83 3GG.

**This leaflet contains notes on good practice which are not compulsory but which you may find helpful in considering what you need to do.**

This leaflet is available in priced packs of 10 from HSE Books, ISBN 0 7176 1273 2. Single free copies are also available from HSE Books.

© *Crown copyright* This publication may be freely reproduced, except for advertising, endorsement or commercial purposes. First published 11/96. Please acknowledge the source as HSE.

